

Link and Match between Theory and Practice: Professional Success of Graduates from the Faculty of Social and Political Sciences Universitas Indonesia

Jona Widhagdo Putri
jona@ui.ac.id / jonawp@gmail.com

Presented

at

The 2nd International Conference on EXLIMA

“Experience with Link and Match in Higher Education and Vocational Education.

Results of Tracer Studies Worldwide.”

November 24th - 28th, 2015, Bali, Indonesia

**Who
&
When**

INTRODUCTION

**8 Dept.s
5 Questions**

**Waiting Time
for
Employment**

**Career
Prospect**

5 Questions

**Horizontal
&
Vertical
Match**

Competencies

**Improving
Response
Rate**

CONCLUSION

What's Next

Target Respondents

Department of
Communication

Department of
Political Science

Department of
Sociology

Department of
Administrative Science*



Graduates from the Faculty of Social and Political Sciences (FISIP) Universitas Indonesia (UI) have been participating in the regular university level tracer study (Tracer Study Universitas Indonesia, TSUI), which has been conducted in the last five year. In **2015**, we surveyed our alumni who **graduated in 2013** from **eight departments.**

Department of
Criminology

Department of
Social Welfare

Department of
Anthropology

Department of
International Relations

* 2015 established as the Faculty of
Administrative Science

How many people who graduated from FISIP UI participated in this TSUI ?


In 2015, TSUI response rate was 51.4%, FISIP UI response rate was **58.3%**

Table 1: Response Statistics of TSUI FISIP UI 2015



	UI	FISIP UI
Target Population	5,438	672
Respondent	2,795	392
Response Rate	51,4%	58.3%

Tracer Study FISIP UI 2015



The study targeted all graduates, asked questions on **transition** from **student life** to **work life**, including **career prospect**, **work situation**, and **competencies assessment**. The result of this tracer study is the answer to the questions that were asked to the alumni, each question and answer are presented in **graphs** and **tables** to highlight each topic.

How fast FISIP UI graduates obtain employment?

The result of TS FISIP UI 2015 shown that the average (median) of waiting time for employment is 2 months, which is the same as the average waiting time for UI graduates in general.

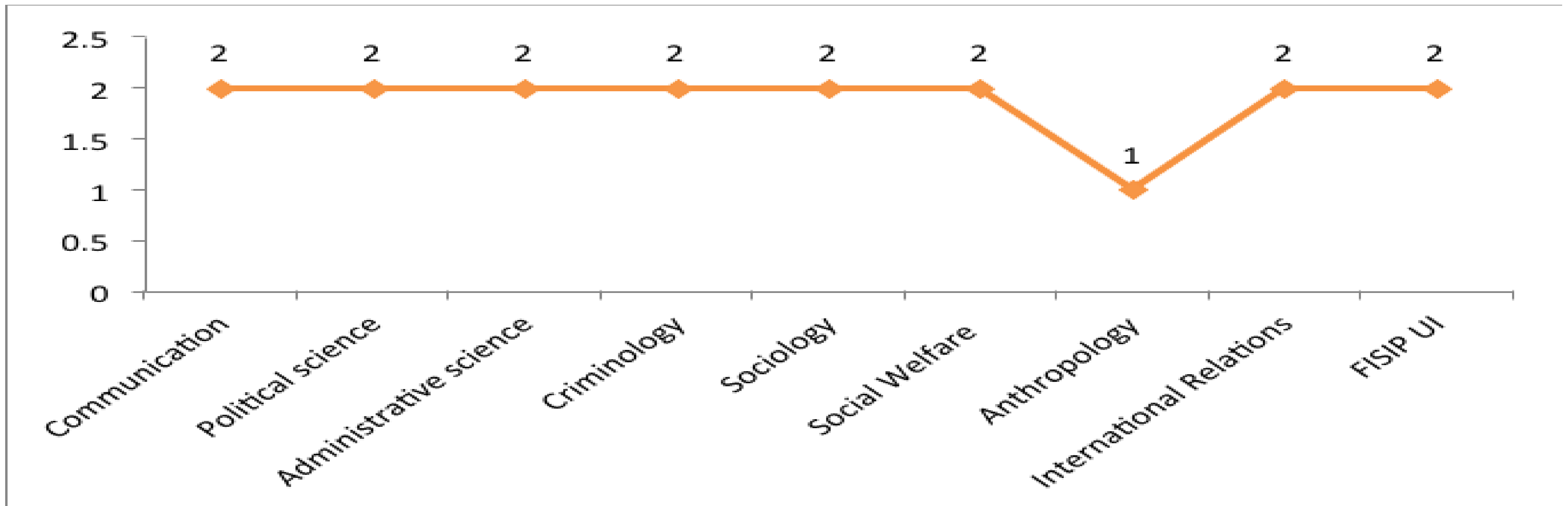
Graphic 1: Average of Waiting Time for Employment of UI Graduates
(in month)



How fast FISIP UI graduates obtain employment?

The result of TS FISIP UI 2015 shown that the average (median) of waiting time for employment is 2 months, which is the same as the average waiting time for UI graduates in general.

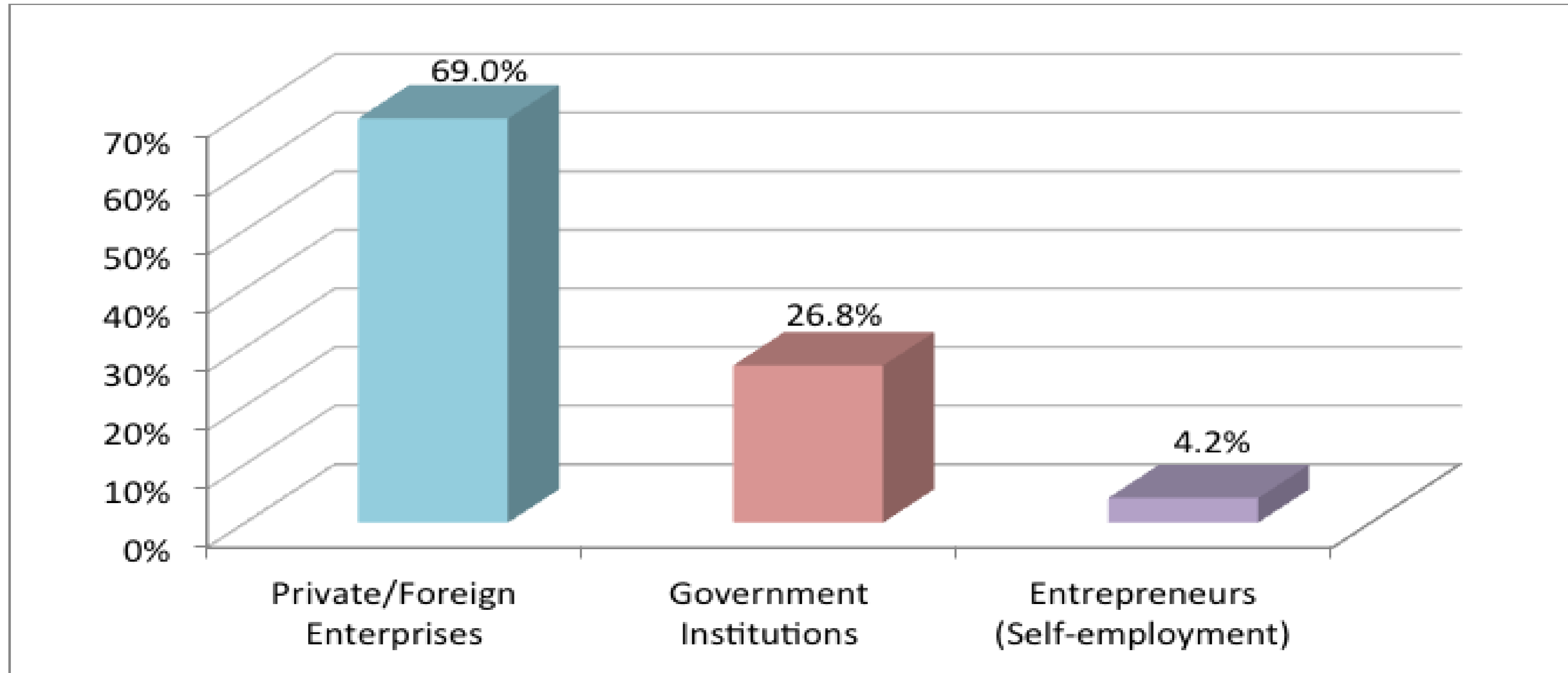
Graphic 2: Average of Waiting Time for Employment of FISIP UI Graduates
(in month)



Career Prospect: Where FISIP UI graduates work?

The survey shown that most of the graduates from FISIP UI (69%) work on private/foreign enterprises, 26.8% work in government institutions, and only 4.2% became entrepreneurs.

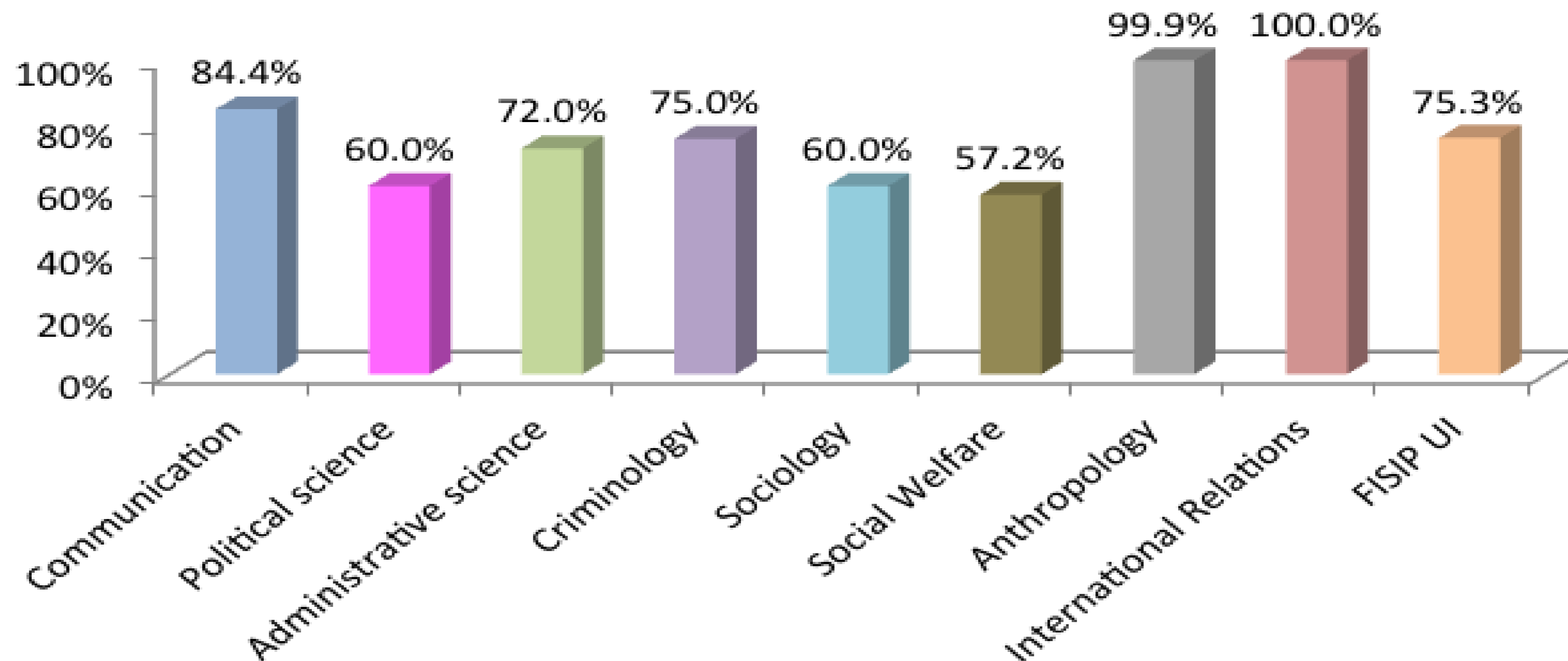
Graphic 3: Place of employment



Whether graduates of FISIP UI work in accordance to their education background?

The Horizontal match shows the relations between education background and field of employment, our study shown 75,3% of FISIP UI graduates obtains employment in the field of work that are link/match to their education background.

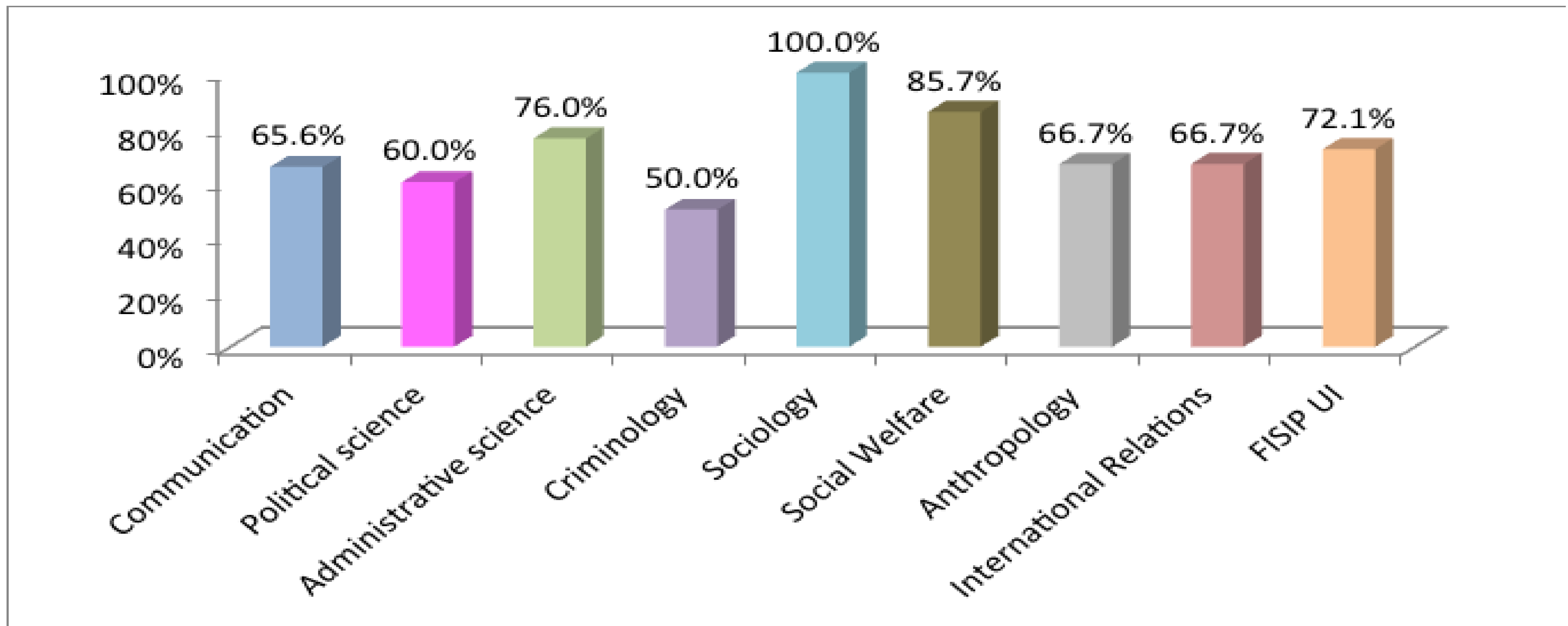
Graphic 4: Horizontal Match of FISIP UI Graduates



Whether FISIP UI graduates work according to their education level?

The Vertical match shows the relations between the education level with the present work, our study shown that **72.1%** of FISIP UI graduates work according/match to their undergraduate education level.

Graphic 5: Vertical Match of FISIP UI Graduates



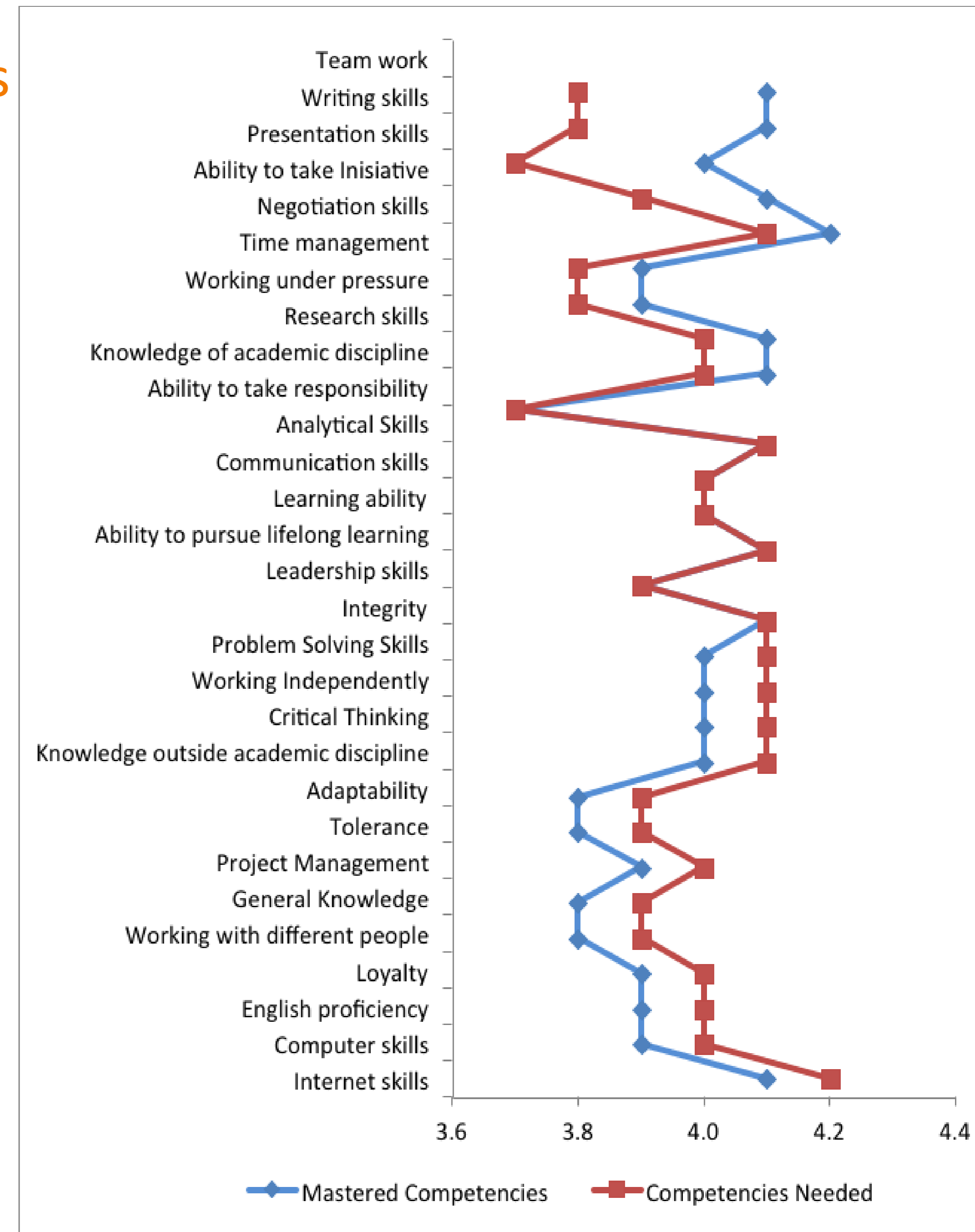
Whether the competencies of FISIP UI graduates meet the need of their current employment?

The following table shows the use of skills and knowledge in current employment.

In current employment FISIP UI Graduates has managed to assume sufficient enough level of competencies.

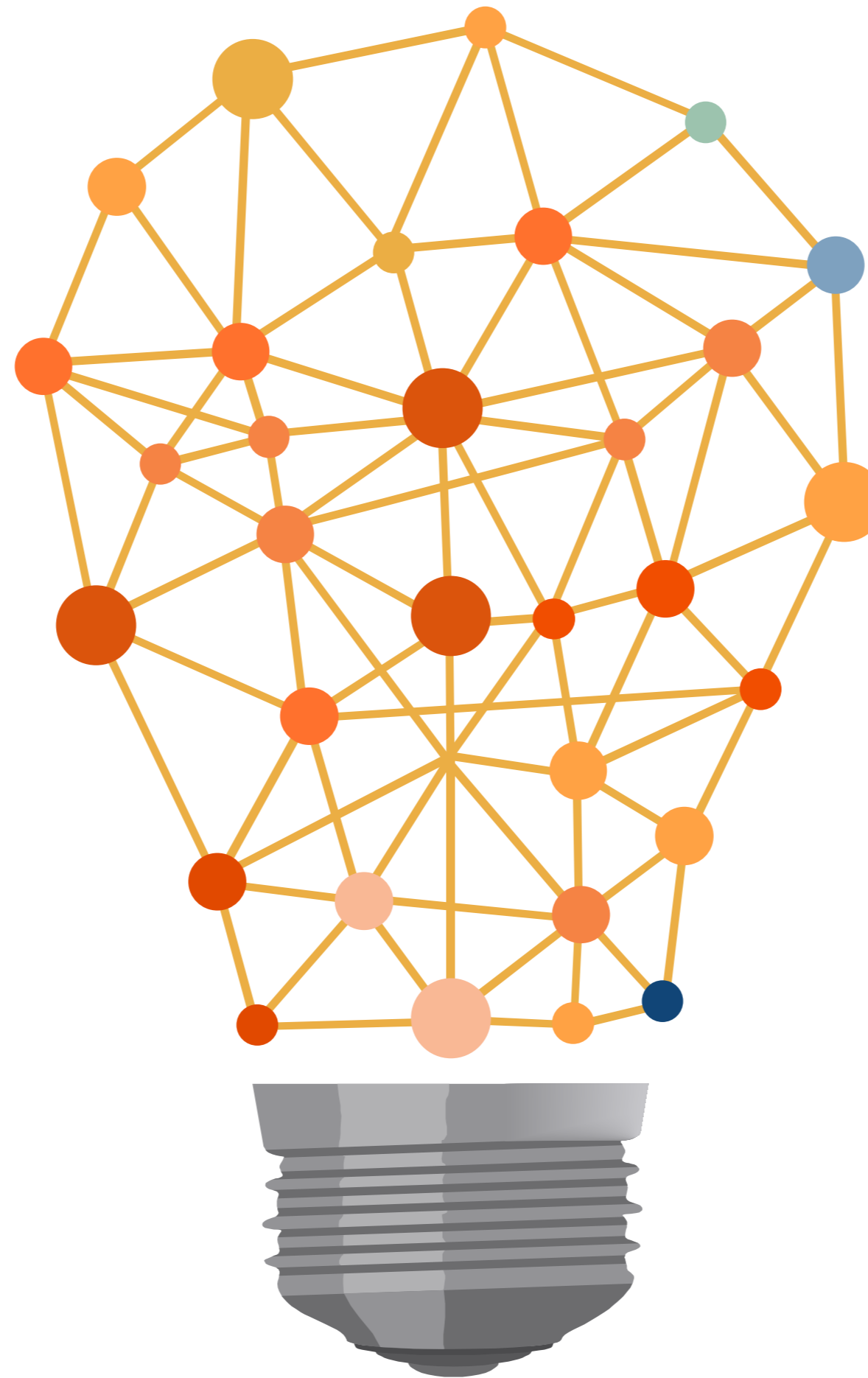
Most graduates apply Internet skills and Computer skills to great extent. Whereas, the analytical ability and research skills are apply to lesser extent.

Graphic 6: Competencies in Current Employment



CONCLUSION

- The horizontal and vertical link and match are already above 70%;
- However the response rate is still below 60%.
- The faculty still need to boost the response rate and continuously monitor the dynamics in career prospect of its graduates;
- highlighting the horizontal and vertical link and match, in order to optimize the link and match between theory and practice.



What's Next?

- Increasing response rate through Alumni Data Base;
- Increasing alumni's awareness of the importance of Tracer Study;
- Training more tracer study experts at the faculty and department level;
- Continuous upgrading the methodology and content of Tracer Study.

Thank you



Location

Jalan Prof. Dr. Selo Soemardjan
Fakultas Ilmu Sosial dan Ilmu Politik,
Universitas Indonesia, Depok 16424



Phone

(62.21) 727 0009
(62.21) 787 2823



Email / Website

fisip@ui.ac.id
www.fisip.ui.ac.id